

FACTORING SECTOR SUMMARIZED DATA

Juner 2012

| | |
|-------------------------------------|--------|
| Number of Companies | 75 |
| Number of Members | 65 |
| International Factoring Companies * | 17 |
| Number of Branches * | 236 |
| Number of Employees * | 3,883 |
| Number of Customers * | 68,000 |

**Source AFI Members Data*

(Million TRY)

| | |
|-------------------|--------|
| Total Turnover | 36,154 |
| Domestic | 28,860 |
| International | 7,294 |
| Total Receivables | 15,373 |
| TRY | 13,871 |
| FX | 1,502 |
| Total Assets | 16,827 |
| Equity | 3,472 |
| Profit Before Tax | 376 |

**Source 30.06.2012 BRSA Data*

World Factoring Turnover (Million USD)

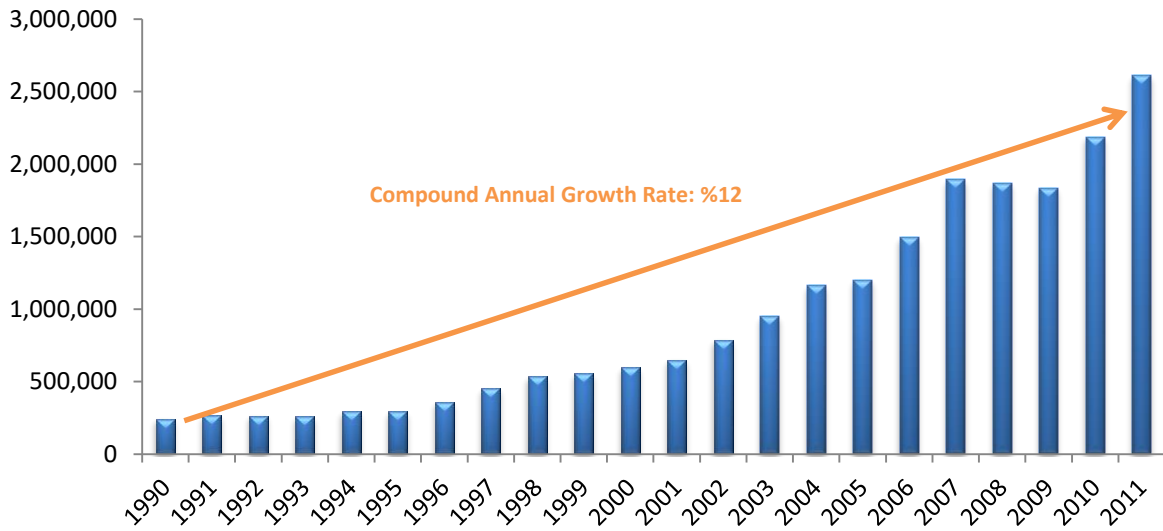


Chart Data (Million USD);

| | <u>Global Turnover</u> |
|------|------------------------|
| 2002 | 787.250 |
| 2003 | 950.490 |
| 2004 | 1.160.444 |
| 2005 | 1.198.641 |
| 2006 | 1.496.118 |
| 2007 | 1.899.111 |
| 2008 | 1.868.397 |
| 2009 | 1.835.489 |
| 2010 | 2.186.408 |
| 2011 | 2.610.844 |

Turkey Factoring Turnover (Million USD)

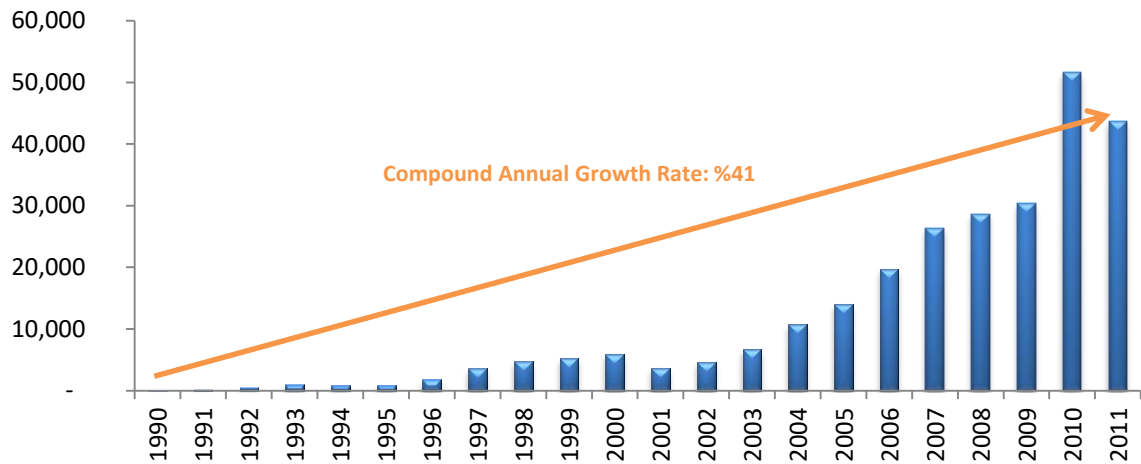
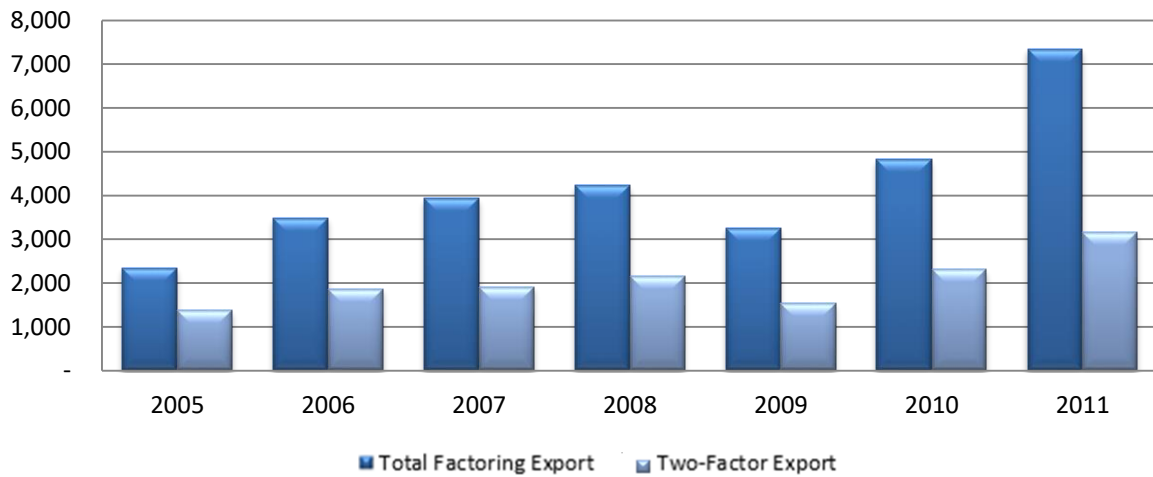


Chart Data (Million USD);

| | <u>Domestic</u> | <u>International</u> | <u>Total</u> |
|------|-----------------|----------------------|---------------|
| 2002 | 3.216 | 1.260 | 4.476 |
| 2003 | 5.250 | 1.413 | 6.663 |
| 2004 | 8.640 | 2.093 | 10.733 |
| 2005 | 11.607 | 2.352 | 13.959 |
| 2006 | 16.216 | 3.485 | 19.701 |
| 2007 | 22.470 | 3.935 | 26.405 |
| 2008 | 24.447 | 4.230 | 28.677 |
| 2009 | 27.110 | 3.260 | 30.370 |
| 2010 | 46.919 | 4.675 | 51.594 |
| 2011 | 36.350 | 7.349 | 43.699 |

Turkey Factoring Export Volume (Million USD)



| | <u>Total Factoring Export</u> | <u>Two-Factor Export</u> |
|------|---------------------------------------|------------------------------|
| 2005 | 2.352,00 | 1.382,03 |
| 2006 | 3.485,00 | 1.859,72 |
| 2007 | 3.935,00 | 1.913,45 |
| 2008 | 4.230,00 | 2.166,67 |
| 2009 | 3.260,00 | 1.527,66 |
| 2010 | 4.824,88 | 2.319,14 |
| 2011 | 7.348,75 | 3.156,91 |