

## FACTORING SECTOR SUMMARIZED DATA

December 2022

Number of Companies	49
International Factoring Companies *	15
Number of Branches *	357
Number of Employees *	4.008
Number of Customers *	73.931

*\*Source AFI Members Data*

**(Million TRY)**

Total Turnover	417,060	100.0%
Domestic	354,679	85.%
International	62,381	15%
Total Receivables	127,276	100.0%
TRY	115,407	91%
FX	11,869	9%
Total Assets	135,626	
Equity	16,526	
Profit Before Tax	6,817	

*\*Source 31.12.2022 BRSA Data*

## World Factoring Turnover (Million USD)

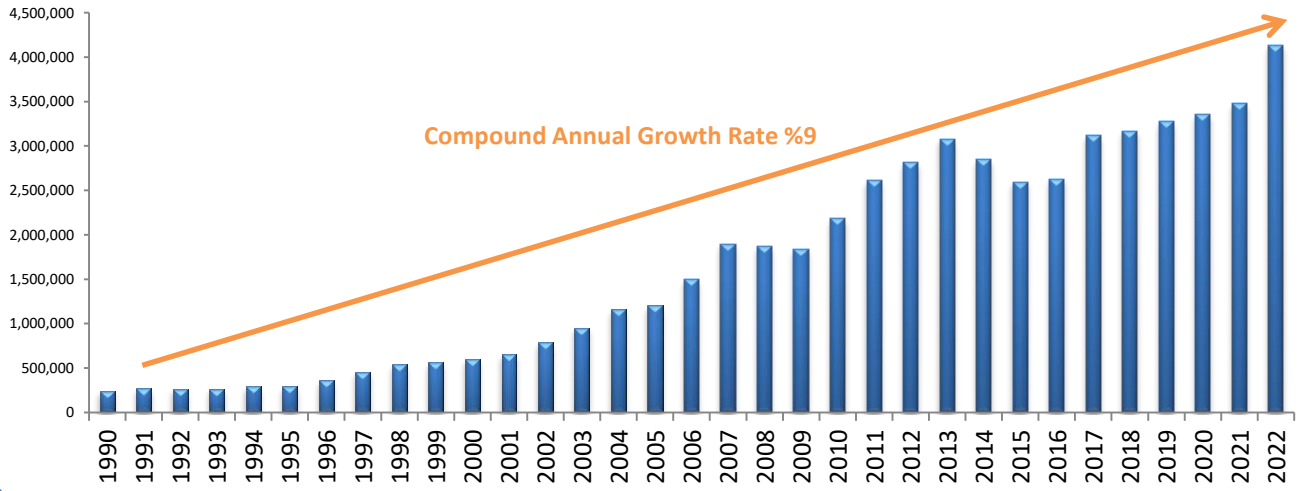


Chart Data (Million USD);

<u>Global Turnover</u>	
2002	787,250
2003	950,490
2004	1,161,340
2005	1,199,526
2006	1,497,260
2007	1,896,724
2008	1,869,677
2009	1,835,488
2010	2,186,408
2011	2,610,844
2012	2,811,346
2013	3,078,505
2014	2,847,837
2015	2,594,729
2016	2,626,490
2017	3,117,437
2018	3,168,998
2019	3,273,284
2020	3,353,875
2021	3,475,791
2022	4,139,657

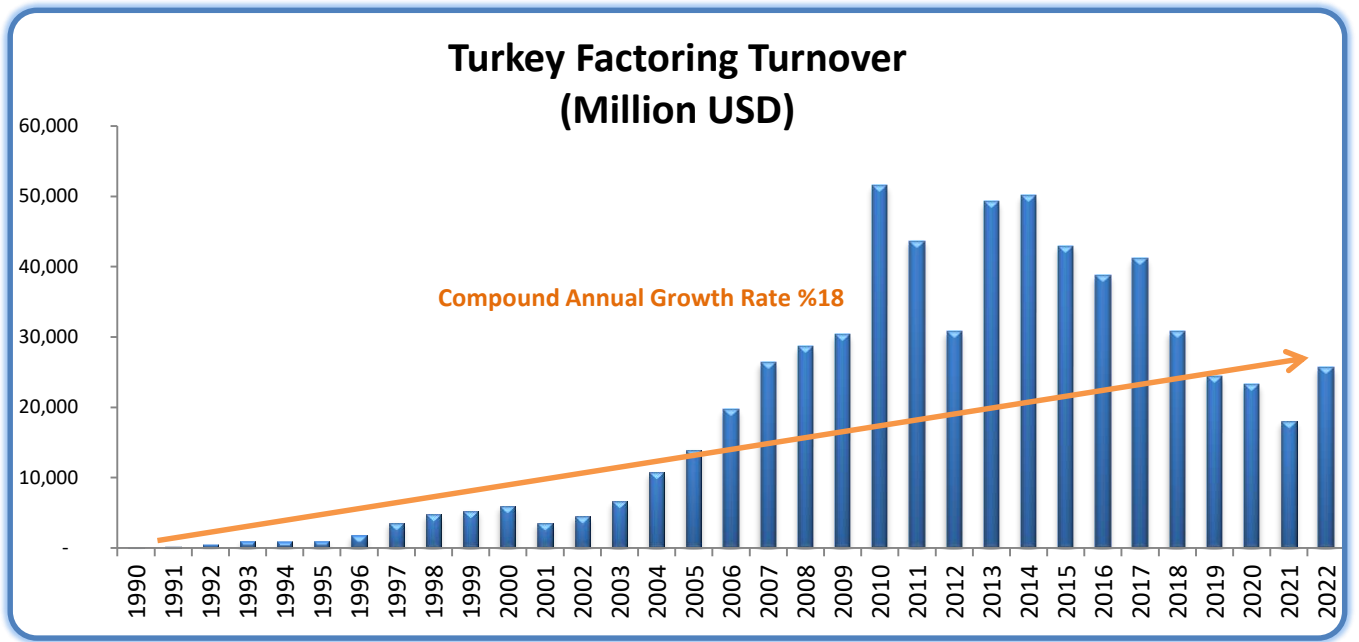
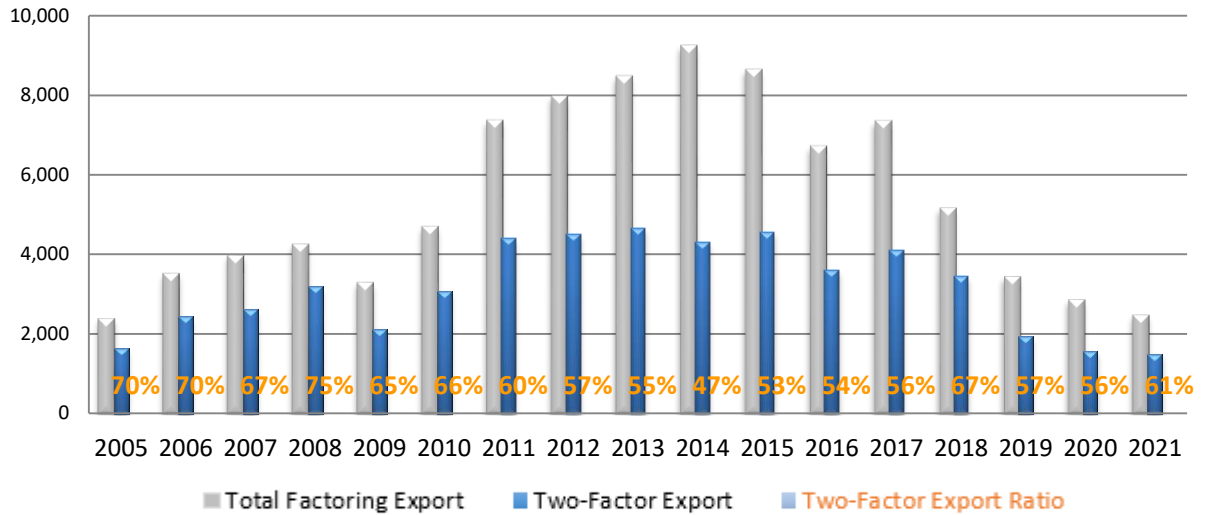


Chart Data (Million USD);

<b>Turkey</b>			
	<b>Domestic</b>	<b>International</b>	<b>Total</b>
<b>2002</b>	<b>3,216</b>	<b>1,260</b>	<b>4,476</b>
<b>2003</b>	<b>5,250</b>	<b>1,413</b>	<b>6,663</b>
<b>2004</b>	<b>8,640</b>	<b>2,093</b>	<b>10,733</b>
<b>2005</b>	<b>11,607</b>	<b>2,352</b>	<b>13,959</b>
<b>2006</b>	<b>16,216</b>	<b>3,485</b>	<b>19,701</b>
<b>2007</b>	<b>22,470</b>	<b>3,935</b>	<b>26,405</b>
<b>2008</b>	<b>24,447</b>	<b>4,230</b>	<b>28,677</b>
<b>2009</b>	<b>27,110</b>	<b>3,260</b>	<b>30,370</b>
<b>2010</b>	<b>46,919</b>	<b>4,675</b>	<b>51,594</b>
<b>2011</b>	<b>36,350</b>	<b>7,349</b>	<b>43,699</b>
<b>2012</b>	<b>25,678</b>	<b>5,137</b>	<b>30,815</b>
<b>2013</b>	<b>40,839</b>	<b>8,461</b>	<b>49,300</b>
<b>2014</b>	<b>40,912</b>	<b>9,240</b>	<b>50,152</b>
<b>2015</b>	<b>34,339</b>	<b>8,631</b>	<b>42,970</b>
<b>2016</b>	<b>32,087</b>	<b>6,698</b>	<b>38,784</b>
<b>2017</b>	<b>33,800</b>	<b>7,340</b>	<b>41,140</b>
<b>2018</b>	<b>25,678</b>	<b>5,137</b>	<b>30,815</b>
<b>2019</b>	<b>21,060</b>	<b>3,411</b>	<b>24,471</b>
<b>2020</b>	<b>20,449</b>	<b>2,825</b>	<b>23,274</b>
<b>2021</b>	<b>15,598</b>	<b>2,440</b>	<b>18,038</b>
<b>2022</b>	<b>22,305</b>	<b>3,383</b>	<b>25,688</b>

## Turkey Factoring Export Volume (Million USD)



	Total Factoring Export	Two-Factor Export	Ratio
2005	2,352	1,635	70%
2006	3,485	2,436	70%
2007	3,935	2,621	67%
2008	4,230	3,185	75%
2009	3,260	2,122	65%
2010	4,675	3,077	66%
2011	7,349	4,393	60%
2012	7,957	4,510	57%
2013	8,461	4,660	55%
2014	9,240	4,307	47%
2015	8,631	4,558	53%
2016	6,698	3,606	54%
2017	7,340	4,106	56%
2018	5,137	3,436	67%
2019	3,411	1,930	57%
2020	2,825	1,571	56%
2021	2,440	1,490	61%