

## FACTORING SECTOR SUMMARIZED DATA

June 2018

Number of Companies	60
International Factoring Companies *	17
Number of Branches *	389
Number of Employees *	4.824
Number of Customers *	122.233

*\*Source AFI Members Data*

**(Million TRY)**

Total Turnover	82,201
Domestic	68,232
International	13,969
Total Receivables	42,818
TRY	37,142
FX	5,676
Total Assets	45,176
Equity	6,388
Profit Before Tax	712

*\*Source 30.06.2018 BRSA Data*

## World Factoring Turnover (Million USD)

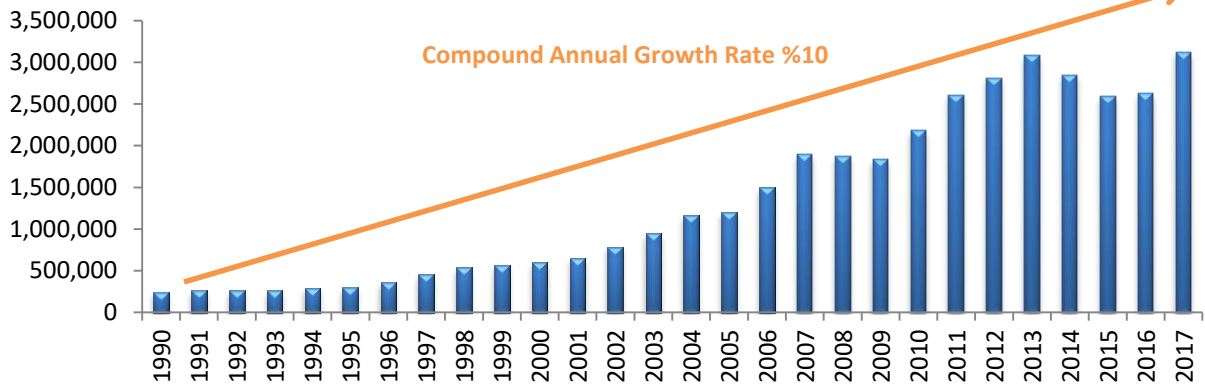


Chart Data (Million USD);

<u>Global Turnover</u>	
<b>2002</b>	<b>787.250</b>
<b>2003</b>	<b>950.490</b>
<b>2004</b>	<b>1.161.340</b>
<b>2005</b>	<b>1.199.526</b>
<b>2006</b>	<b>1.497.260</b>
<b>2007</b>	<b>1.896.724</b>
<b>2008</b>	<b>1.869.677</b>
<b>2009</b>	<b>1.835.488</b>
<b>2010</b>	<b>2.186.408</b>
<b>2011</b>	<b>2.610.844</b>
<b>2012</b>	<b>2.811.346</b>
<b>2013</b>	<b>3.078.505</b>
<b>2014</b>	<b>2.847.837</b>
<b>2015</b>	<b>2.594.729</b>
<b>2016</b>	<b>2.626.490</b>
<b>2017</b>	<b>3.118.737</b>

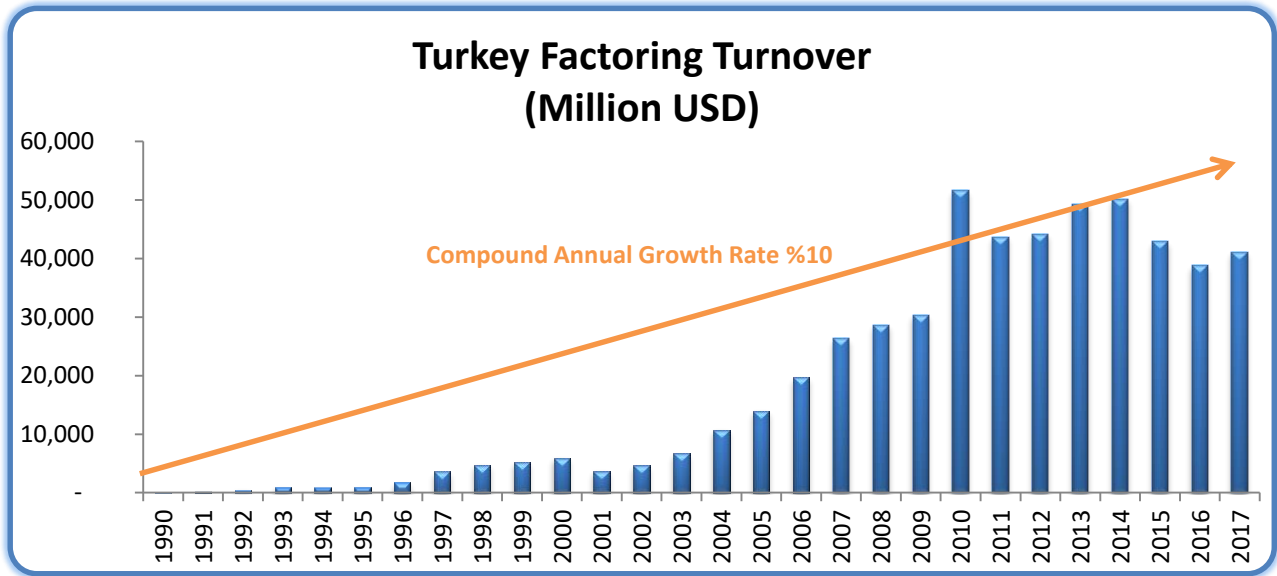
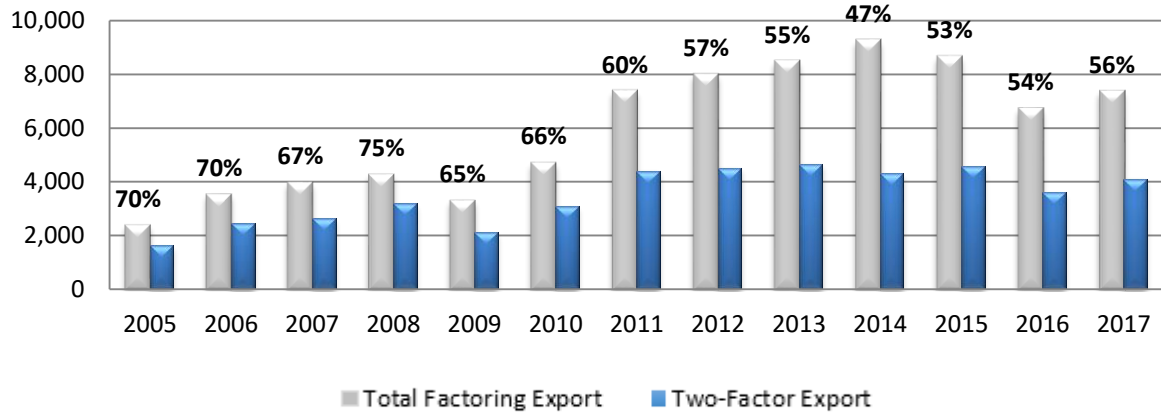


Chart Data (Million USD);

<b>Turkey Turnover</b>			
	<b><u>Domestic</u></b>	<b><u>International</u></b>	<b><u>Total</u></b>
<b>2002</b>	<b>3.216</b>	<b>1.260</b>	<b>4.476</b>
<b>2003</b>	<b>5.250</b>	<b>1.413</b>	<b>6.663</b>
<b>2004</b>	<b>8.640</b>	<b>2.093</b>	<b>10.733</b>
<b>2005</b>	<b>11.607</b>	<b>2.352</b>	<b>13.959</b>
<b>2006</b>	<b>16.216</b>	<b>3.485</b>	<b>19.701</b>
<b>2007</b>	<b>22.470</b>	<b>3.935</b>	<b>26.405</b>
<b>2008</b>	<b>24.447</b>	<b>4.230</b>	<b>28.677</b>
<b>2009</b>	<b>27.110</b>	<b>3.260</b>	<b>30.370</b>
<b>2010</b>	<b>46.919</b>	<b>4.675</b>	<b>51.594</b>
<b>2011</b>	<b>36.350</b>	<b>7.349</b>	<b>43.699</b>
<b>2012</b>	<b>36.330</b>	<b>7.957</b>	<b>44.288</b>
<b>2013</b>	<b>40.839</b>	<b>8.461</b>	<b>49.300</b>
<b>2014</b>	<b>40.912</b>	<b>9.240</b>	<b>50.152</b>
<b>2015</b>	<b>34.339</b>	<b>8.631</b>	<b>42.970</b>
<b>2016</b>	<b>32.087</b>	<b>6.698</b>	<b>38.784</b>
<b>2017</b>	<b>33.800</b>	<b>7.340</b>	<b>41.140</b>

### Turkey Factoring Export Volume (Million USD)



	Total Factoring Export	Two-Factor Export
2005	2.352	1.635
2006	3.485	2.436
2007	3.935	2.621
2008	4.230	3.185
2009	3.260	2.122
2010	4.675	3.077
2011	7.349	4.393
2012	7.957	4.510
2013	8.461	4.660
2014	9.240	4.307
2015	8.631	4.558
2016	6.698	3.606
2017	7.340	4.106