

## FACTORING SECTOR SUMMARIZED DATA

September 2017

Number of Companies	61
International Factoring Companies *	17
Number of Branches *	388
Number of Employees *	4.755
Number of Customers *	105.844

*\*Source AFI Members Data*

**(Million TRY)**

Total Turnover	102,527
Domestic	84,317
International	18,210
Total Receivables	34,717
TRY	30,731
FX	3,986
Total Assets	36,614
Equity	5,575
Profit Before Tax	871

*\*Source 30.09.2017 BRSA Data*

## World Factoring Turnover (Million USD)

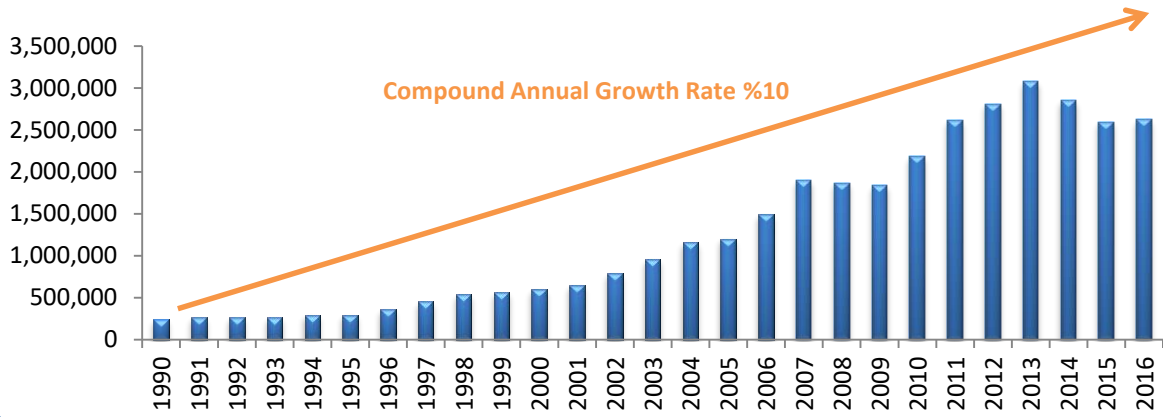


Chart Data (Million USD);

<u>Global Turnover</u>	
<b>2002</b>	<b>787.250</b>
<b>2003</b>	<b>950.490</b>
<b>2004</b>	<b>1.161.340</b>
<b>2005</b>	<b>1.199.526</b>
<b>2006</b>	<b>1.497.260</b>
<b>2007</b>	<b>1.896.724</b>
<b>2008</b>	<b>1.869.677</b>
<b>2009</b>	<b>1.835.488</b>
<b>2010</b>	<b>2.186.408</b>
<b>2011</b>	<b>2.610.844</b>
<b>2012</b>	<b>2.811.346</b>
<b>2013</b>	<b>3.078.505</b>
<b>2014</b>	<b>2.847.837</b>
<b>2015</b>	<b>2.594.729</b>
<b>2016</b>	<b>2.626.490</b>

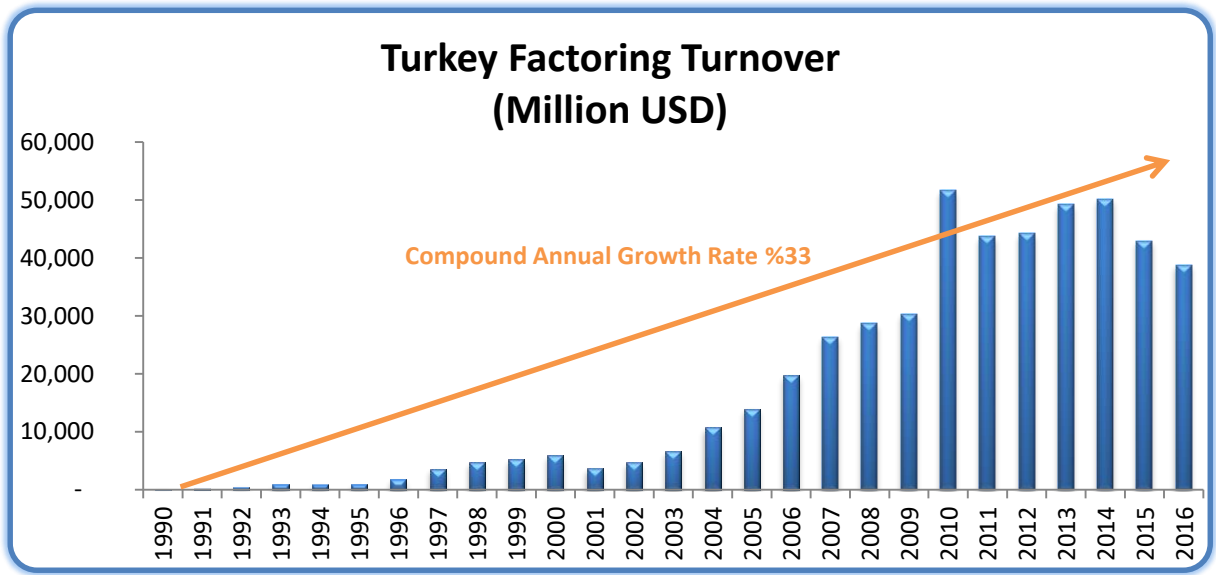
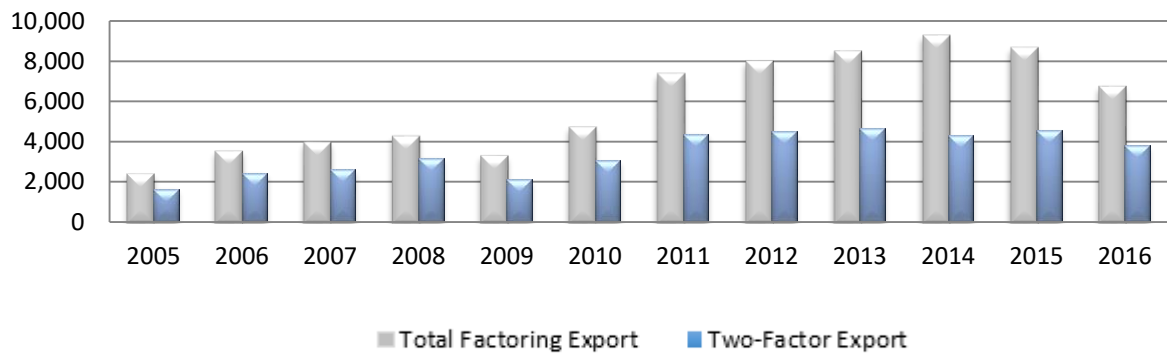


Chart Data (Million USD);

<b>Turkey Turnover</b>			
	<b><u>Domestic</u></b>	<b><u>International</u></b>	<b><u>Total</u></b>
<b>2002</b>	<b>3.216</b>	<b>1.260</b>	<b>4.476</b>
<b>2003</b>	<b>5.250</b>	<b>1.413</b>	<b>6.663</b>
<b>2004</b>	<b>8.640</b>	<b>2.093</b>	<b>10.733</b>
<b>2005</b>	<b>11.607</b>	<b>2.352</b>	<b>13.959</b>
<b>2006</b>	<b>16.216</b>	<b>3.485</b>	<b>19.701</b>
<b>2007</b>	<b>22.470</b>	<b>3.935</b>	<b>26.405</b>
<b>2008</b>	<b>24.447</b>	<b>4.230</b>	<b>28.677</b>
<b>2009</b>	<b>27.110</b>	<b>3.260</b>	<b>30.370</b>
<b>2010</b>	<b>46.919</b>	<b>4.675</b>	<b>51.594</b>
<b>2011</b>	<b>36.350</b>	<b>7.349</b>	<b>43.699</b>
<b>2012</b>	<b>36.330</b>	<b>7.957</b>	<b>44.288</b>
<b>2013</b>	<b>40.839</b>	<b>8.461</b>	<b>49.300</b>
<b>2014</b>	<b>40.912</b>	<b>9.240</b>	<b>50.152</b>
<b>2015</b>	<b>34.339</b>	<b>8.631</b>	<b>42.970</b>
<b>2016</b>	<b>32.087</b>	<b>6.698</b>	<b>38.784</b>

## Turkey Factoring Export Volume (Million USD)



	Total Factoring Export	Two-Factor Export
2005	2.352	1.635
2006	3.485	2.436
2007	3.935	2.621
2008	4.230	3.185
2009	3.260	2.122
2010	4.675	3.077
2011	7.349	4.393
2012	7.957	4.510
2013	8461	4.660
2014	9240	4.307
2015	8.631	4.558
2016	6.698	3.801

# **FACTORING COMPANIES PROVIDING EXPORT AND IMPORT FACTORING SERVICES**

**September 2017**

- 1 Arena Factoring INC..**
- 2 Creditwest Factoring INC..**
- 3 Deniz Factoring INC.**
- 4 Destek Factoring INC.**
- 5 Ekspo Factoring INC..**
- 6 Fiba Factoring INC.**
- 7 Finans Factoring INC..**
- 8 Garanti Factoring INC..**
- 9 GSD Factoring INC..**
- 10 Halk Factoring INC..**
- 11 ING Factoring INC..**
- 12 İş Factoring INC.**
- 13 Pamuk Factoring INC.**
- 14 Strateji Factoring INC..**
- 15 TEB Factoring INC.**
- 16 Vakıf Factoring INC.**
- 17 Yapı Kredi Factoring INC.**