

## FACTORING SECTOR SUMMARIZED DATA

June 2017

Number of Companies	61
International Factoring Companies *	19
Number of Branches *	384
Number of Employees *	4.743
Number of Customers *	101.536

*\*Source AFI Members Data*

**(Million TRY)**

Total Turnover	69,353
Domestic	56,400
International	12,953
Total Receivables	33,028
TRY	29,131
FX	3,897
Total Assets	35,029
Equity	5,372
Profit Before Tax	565

*\*Source 30.06.2017 BRSA Data*

## World Factoring Turnover (Million USD)

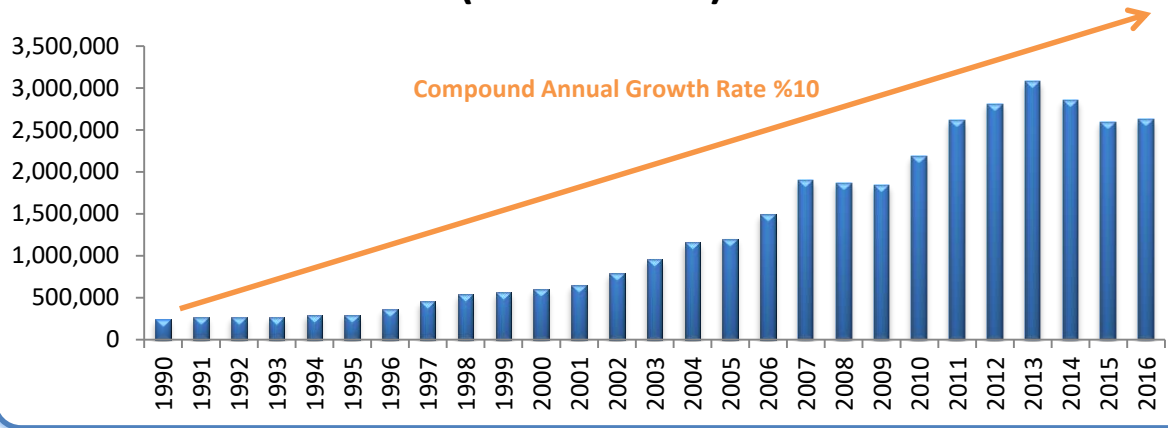


Chart Data (Million USD);

<u>Global Turnover</u>	
<b>2002</b>	<b>787.250</b>
<b>2003</b>	<b>950.490</b>
<b>2004</b>	<b>1.161.340</b>
<b>2005</b>	<b>1.199.526</b>
<b>2006</b>	<b>1.497.260</b>
<b>2007</b>	<b>1.896.724</b>
<b>2008</b>	<b>1.869.677</b>
<b>2009</b>	<b>1.835.488</b>
<b>2010</b>	<b>2.186.408</b>
<b>2011</b>	<b>2.610.844</b>
<b>2012</b>	<b>2.811.346</b>
<b>2013</b>	<b>3.078.505</b>
<b>2014</b>	<b>2.847.837</b>
<b>2015</b>	<b>2.594.729</b>
<b>2016</b>	<b>2.626.490</b>

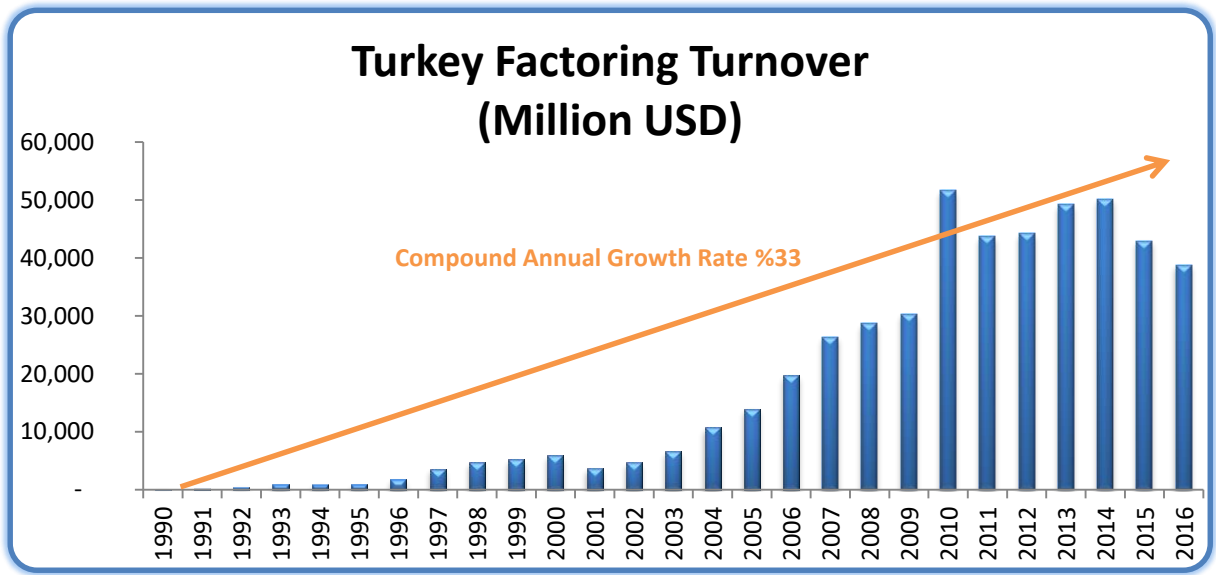
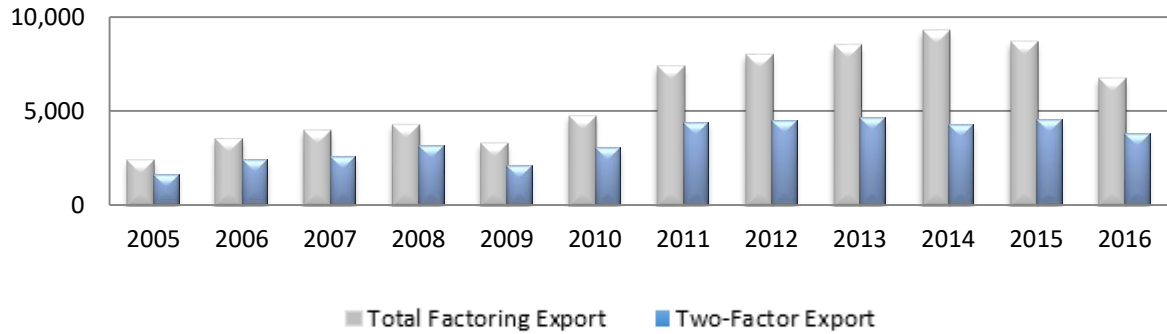


Chart Data (Million USD);

<b>Turkey Turnover</b>			
	<b><u>Domestic</u></b>	<b><u>International</u></b>	<b><u>Total</u></b>
<b>2002</b>	<b>3.216</b>	<b>1.260</b>	<b>4.476</b>
<b>2003</b>	<b>5.250</b>	<b>1.413</b>	<b>6.663</b>
<b>2004</b>	<b>8.640</b>	<b>2.093</b>	<b>10.733</b>
<b>2005</b>	<b>11.607</b>	<b>2.352</b>	<b>13.959</b>
<b>2006</b>	<b>16.216</b>	<b>3.485</b>	<b>19.701</b>
<b>2007</b>	<b>22.470</b>	<b>3.935</b>	<b>26.405</b>
<b>2008</b>	<b>24.447</b>	<b>4.230</b>	<b>28.677</b>
<b>2009</b>	<b>27.110</b>	<b>3.260</b>	<b>30.370</b>
<b>2010</b>	<b>46.919</b>	<b>4.675</b>	<b>51.594</b>
<b>2011</b>	<b>36.350</b>	<b>7.349</b>	<b>43.699</b>
<b>2012</b>	<b>36.330</b>	<b>7.957</b>	<b>44.288</b>
<b>2013</b>	<b>40.839</b>	<b>8.461</b>	<b>49.300</b>
<b>2014</b>	<b>40.912</b>	<b>9.240</b>	<b>50.152</b>
<b>2015</b>	<b>34.339</b>	<b>8.631</b>	<b>42.970</b>
<b>2016</b>	<b>32.087</b>	<b>6.698</b>	<b>38.784</b>

## Turkey Factoring Export Volume (Million USD)



	Total Factoring Export	Two-Factor Export
2005	2.352	1.635
2006	3.485	2.436
2007	3.935	2.621
2008	4.230	3.185
2009	3.260	2.122
2010	4.675	3.077
2011	7.349	4.393
2012	7.957	4.510
2013	8.461	4.660
2014	9.240	4.307
2015	8.631	4.558
2016	6.698	3.801

# **FACTORING COMPANIES PROVIDING EXPORT AND IMPORT FACTORING SERVICES**

**June 2017**

- 1 Ak Factoring INC.**
- 2 Creditwest Factoring INC.**
- 3 Deniz Factoring INC.**
- 4 Destek Factoring INC.**
- 5 Eko Factoring INC.**
- 6 Ekspo Factoring INC.**
- 7 Fiba Factoring INC.**
- 8 Finans Factoring INC.**
- 9 Garanti Factoring INC.**
- 10 GSD Factoring INC.**
- 11 Halk Factoring INC.**
- 12 ING Factoring INC.**
- 13 İş Factoring INC.**
- 14 Lider Factoring INC.**
- 15 Pamuk Factoring INC.**
- 16 Strateji Factoring INC.**
- 17 TEB Factoring INC.**
- 18 Vakıf Factoring INC.**
- 19 Yapı Kredi Factoring INC.**