

## FACTORING SECTOR SUMMARIZED DATA

September 2016

Number of Companies	62
International Factoring Companies *	19
Number of Branches *	375
Number of Employees *	4.731
Number of Customers *	96.328

*\*Source AFI Members Data*

**(Million TRY)**

Total Turnover	86,088
Domestic	71,872
International	14,216
Total Receivables	26,811
TRY	23,468
FX	3,343
Total Assets	28,701
Equity	4,969
Profit Before Tax	552

*\*Source 30.09.2016 BRSA Data*

## World Factoring Turnover (Million USD)

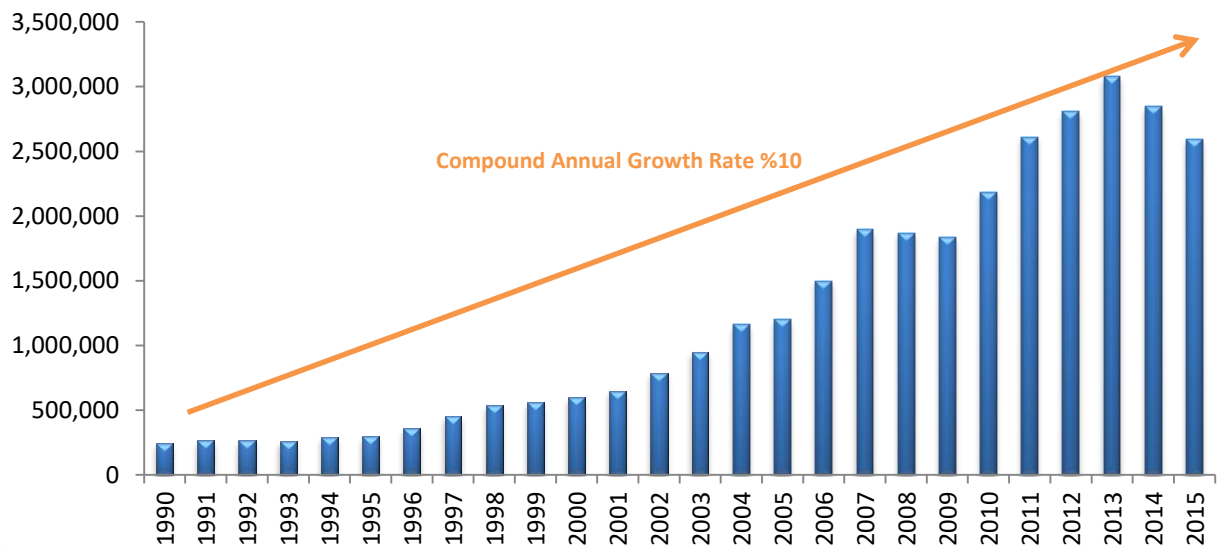


Chart Data (Million USD);

<b>Global Turnover</b>	
<b>2002</b>	<b>787.250</b>
<b>2003</b>	<b>950.490</b>
<b>2004</b>	<b>1.161.340</b>
<b>2005</b>	<b>1.199.526</b>
<b>2006</b>	<b>1.497.260</b>
<b>2007</b>	<b>1.896.724</b>
<b>2008</b>	<b>1.869.677</b>
<b>2009</b>	<b>1.835.488</b>
<b>2010</b>	<b>2.186.408</b>
<b>2011</b>	<b>2.610.844</b>
<b>2012</b>	<b>2.811.346</b>
<b>2013</b>	<b>3.078.505</b>
<b>2014</b>	<b>2.847.837</b>
<b>2015</b>	<b>2.594.729</b>

## Turkey Factoring Turnover (Million USD)

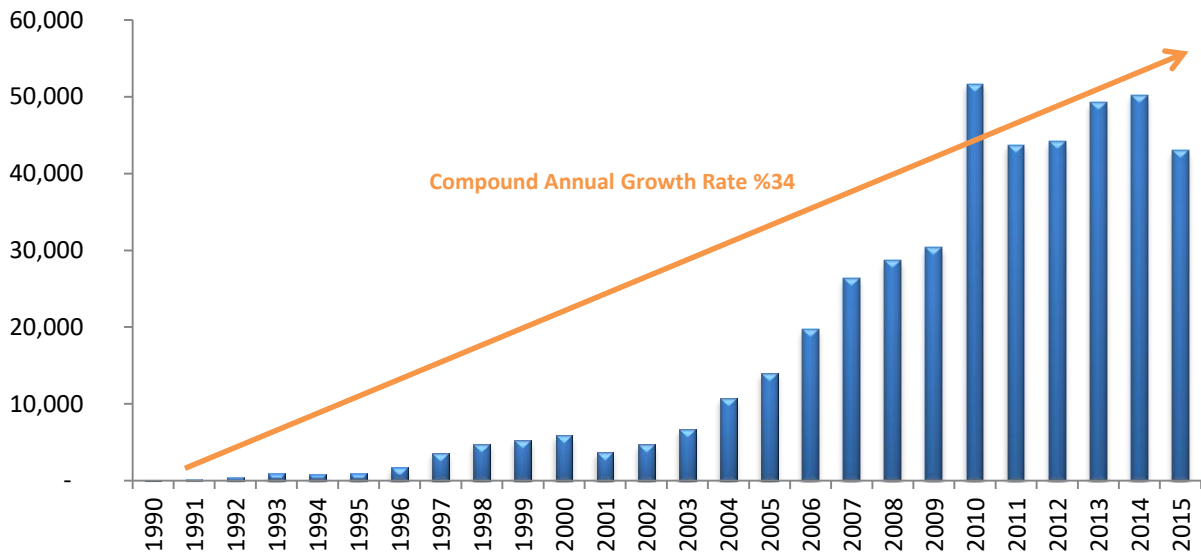
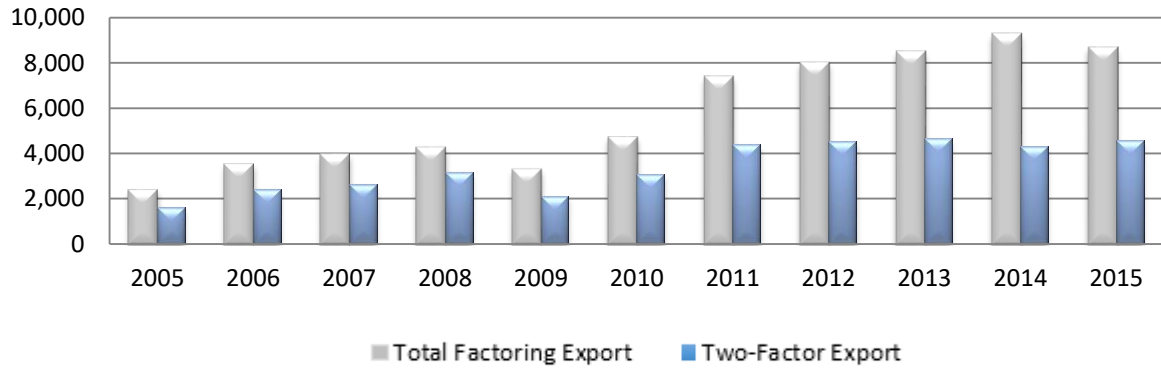


Chart Data (Million USD);

<b>Turkey Turnover</b>			
	<u>Domestic</u>	<u>International</u>	<u>Total</u>
<b>2002</b>	<b>3.216</b>	<b>1.260</b>	<b>4.476</b>
<b>2003</b>	<b>5.250</b>	<b>1.413</b>	<b>6.663</b>
<b>2004</b>	<b>8.640</b>	<b>2.093</b>	<b>10.733</b>
<b>2005</b>	<b>11.607</b>	<b>2.352</b>	<b>13.959</b>
<b>2006</b>	<b>16.216</b>	<b>3.485</b>	<b>19.701</b>
<b>2007</b>	<b>22.470</b>	<b>3.935</b>	<b>26.405</b>
<b>2008</b>	<b>24.447</b>	<b>4.230</b>	<b>28.677</b>
<b>2009</b>	<b>27.110</b>	<b>3.260</b>	<b>30.370</b>
<b>2010</b>	<b>46.919</b>	<b>4.675</b>	<b>51.594</b>
<b>2011</b>	<b>36.350</b>	<b>7.349</b>	<b>43.699</b>
<b>2012</b>	<b>36.330</b>	<b>7.957</b>	<b>44.288</b>
<b>2013</b>	<b>40.839</b>	<b>8.461</b>	<b>49.300</b>
<b>2014</b>	<b>40.912</b>	<b>9.240</b>	<b>50.152</b>
<b>2015</b>	<b>34.339</b>	<b>8.631</b>	<b>42.970</b>

### Turkey Factoring Export Volume (Million USD)



	Total Factoring Export	Two-Factor Export
2005	2.352	1.635
2006	3.485	2.436
2007	3.935	2.621
2008	4.230	3.185
2009	3.260	2.122
2010	4.675	3.077
2011	7.349	4.393
2012	7.957	4.510
2013	8.461	4.660
2014	9.240	4.307
2015	8.631	4.558

# **FACTORING COMPANIES PROVIDING EXPORT AND IMPORT FACTORING SERVICES**

**September 2016**

- 1 Ak Factoring INC.**
- 2 Creditwest Factoring INC.**
- 3 Deniz Factoring INC.**
- 4 Destek Factoring INC.**
- 5 Eko Factoring INC.**
- 6 Ekspo Factoring INC.**
- 7 Fiba Factoring INC.**
- 8 Finans Factoring INC.**
- 9 Garanti Factoring INC.**
- 10 GSD Factoring INC.**
- 11 Halk Factoring INC.**
- 12 ING Factoring INC.**
- 13 İş Factoring INC.**
- 14 Lider Factoring INC.**
- 15 Pamuk Factoring INC.**
- 16 Strateji Factoring INC.**
- 17 TEB Factoring INC.**
- 18 Vakıf Factoring INC.**
- 19 Yapı Kredi Factoring INC.**