

FACTORING SECTOR SUMMARIZED DATA

September 2015

Number of Companies	69
International Factoring Companies *	18
Number of Branches *	382
Number of Employees *	4.854
Number of Customers *	99.138

**Source AFI Members Data*

(Million TRY)

Total Turnover	84,877
Domestic	67,876
International	17,001
Total Receivables	24,210
TRY	21,739
FX	2,470
Total Assets	26,306
Equity	4,611
Profit Before Tax	373

**Source 30.09.2015 BRSA Data*

World Factoring Turnover (Million USD)

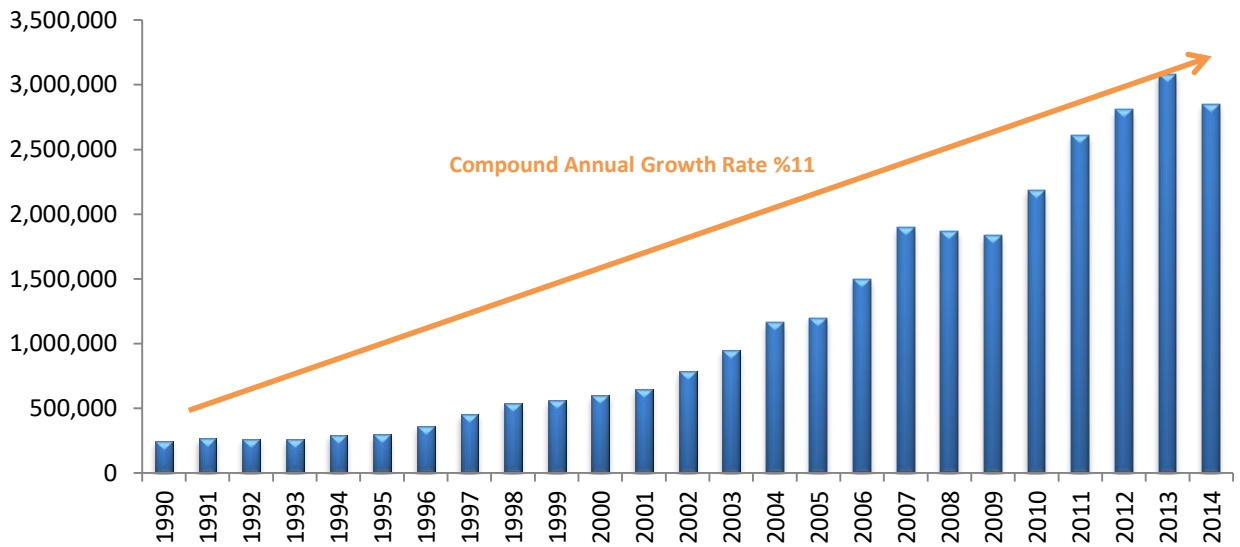


Chart Data (Million USD);

<u>Global Turnover</u>	
2002	787.250
2003	950.490
2004	1.161.340
2005	1.199.526
2006	1.497.260
2007	1.896.724
2008	1.869.677
2009	1.835.488
2010	2.186.408
2011	2.610.844
2012	2.811.346
2013	3.078.505
2014	2.847.837

Turkey Factoring Turnover (Million USD)

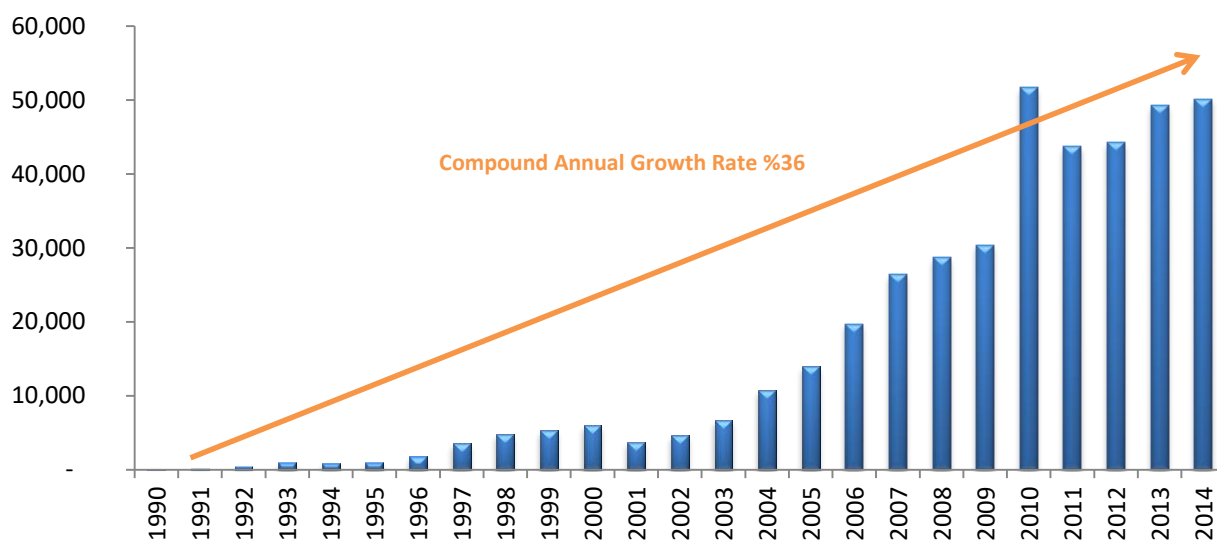
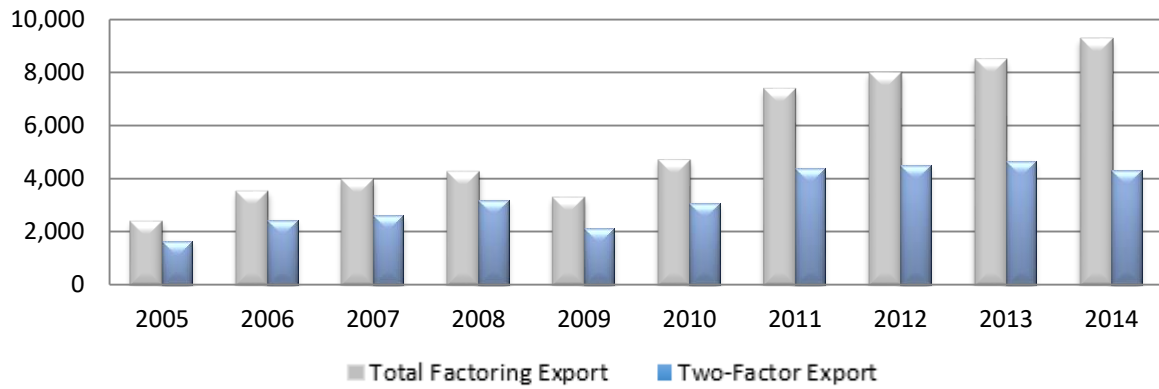


Chart Data (Million USD);

Turkey Turnover			
	<u>Domestic</u>	<u>International</u>	<u>Total</u>
2002	3.216	1.260	4.476
2003	5.250	1.413	6.663
2004	8.640	2.093	10.733
2005	11.607	2.352	13.959
2006	16.216	3.485	19.701
2007	22.470	3.935	26.405
2008	24.447	4.230	28.677
2009	27.110	3.260	30.370
2010	46.919	4.675	51.594
2011	36.350	7.349	43.699
2012	36.330	7.957	44.288
2013	40.839	8.461	49.300
2014	40.912	9.240	50.152

Turkey Factoring Export Volume (Million USD)



	Total Factoring Export	Two-Factor Export
2005	2.352	1.635
2006	3.485	2.436
2007	3.935	2.621
2008	4.230	3.185
2009	3.260	2.122
2010	4.675	3.077
2011	7.349	4.393
2012	7.957	4.510
2013	8.461	4.660
2014	9.240	4.307

**FACTORING COMPANIES PROVIDING EXPORT AND IMPORT
FACTORING SERVICES**

SEPTEMBER 2015

1	Ak Factoring INC.
2	Demir Factoring INC.
3	Deniz Factoring INC.
4	Destek Factoring INC.
5	Eko Factoring INC.
6	Ekspo Factoring INC.
7	Fiba Factoring INC.
8	Finans Factoring INC.
9	Garanti Factoring INC.
10	GSD Factoring INC.
11	Halk Factoring INC.
12	ING Factoring INC.
13	İş Factoring INC.
14	Pamuk Factoring INC.
15	Strateji Factoring INC.
16	TEB Factoring INC.
17	Vakıf Finans Factoring INC.
18	Yapı Kredi Factoring INC.