

FACTORING SECTOR SUMMARIZED DATA

December 2012

Number of Companies	78
Number of Members	71
International Factoring Companies *	18
Number of Branches *	247
Number of Employees *	4,186
Number of Customers *	67,054

**Source AFI Members Data*

(Million TRY)	2012	%
Total Turnover	77,329	9
Domestic	63,583	8
International	13,747	14
Total Receivables	16,330	15
TRY	14,915	9
FX	1,416	-6
Total Assets	18,177	16
Equity	3,868	14
Profit Before Tax	731	18

**Source 31.12.2012 BRSA Data*

World Factoring Turnover (Million USD)

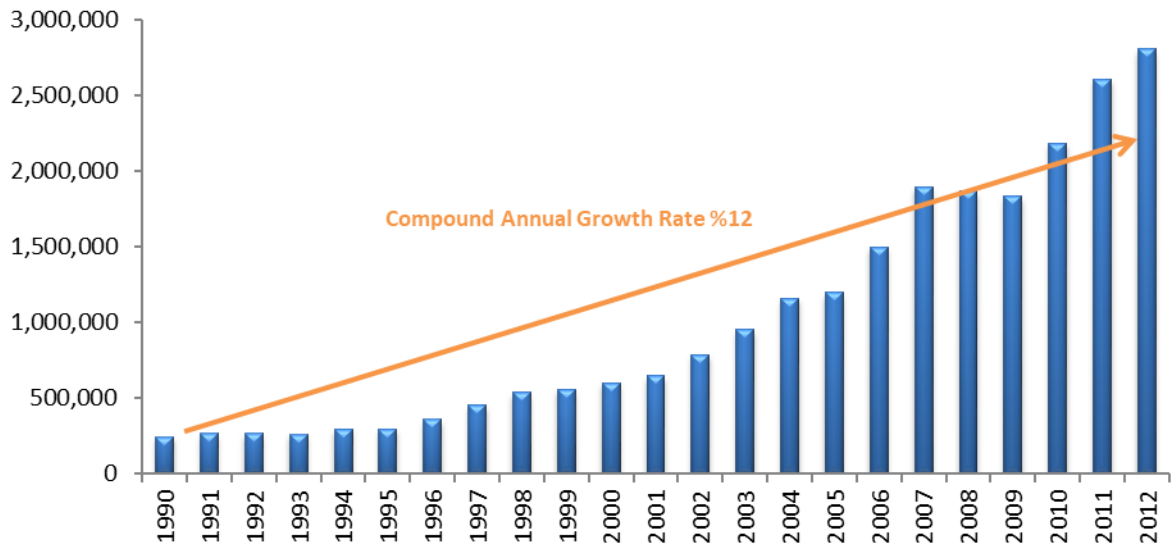


Chart Data (Million USD);

<u>Global Turnover</u>	
2002	787.250
2003	950.490
2004	1.160.444
2005	1.198.641
2006	1.496.118
2007	1.899.111
2008	1.868.397
2009	1.835.489
2010	2.186.408
2011	2.610.844
2012	2.811.346

Turkey Factoring Turnover (Million USD)

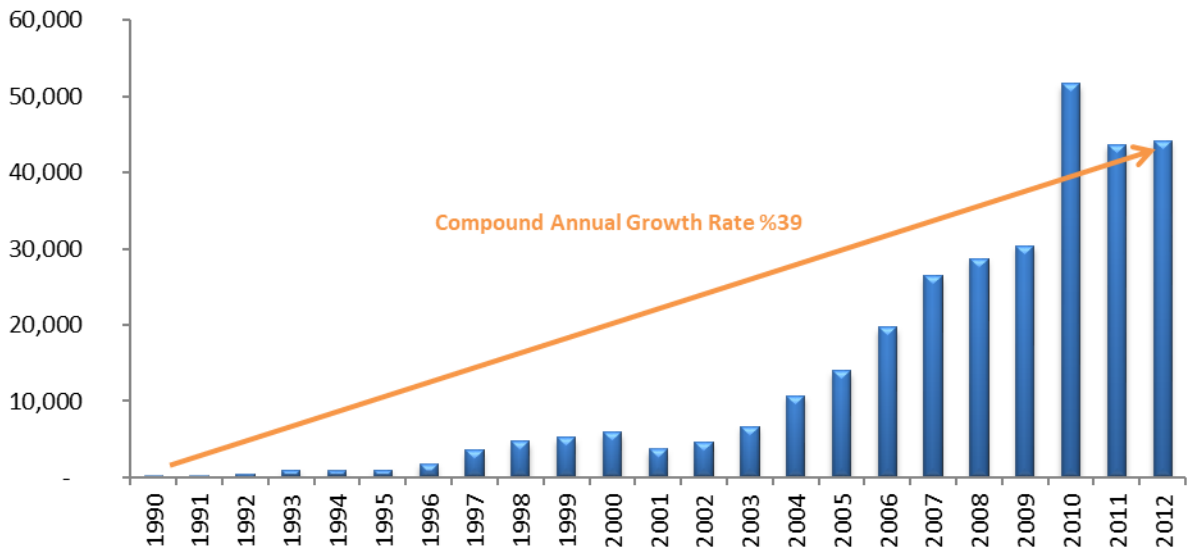
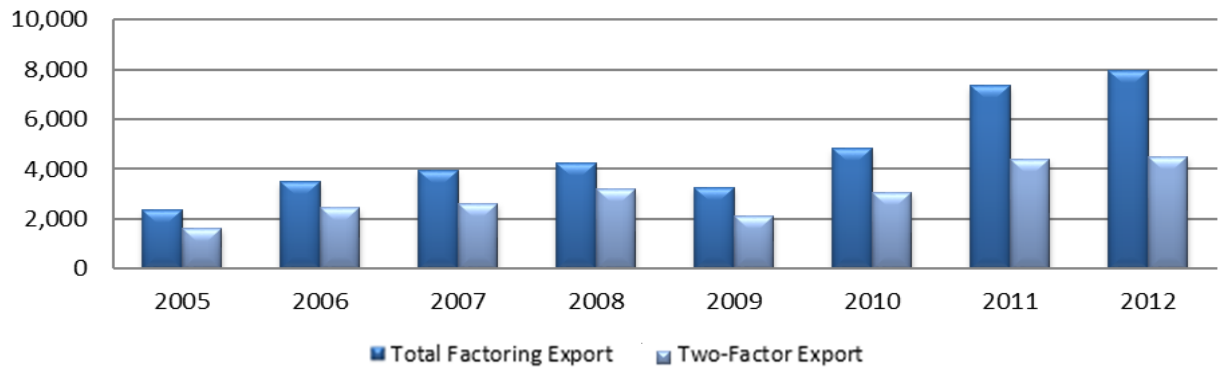


Chart Data (Million USD);

	<u>Domestic</u>	<u>International</u>	<u>Total</u>
2002	3.216	1.260	4.476
2003	5.250	1.413	6.663
2004	8.640	2.093	10.733
2005	11.607	2.352	13.959
2006	16.216	3.485	19.701
2007	22.470	3.935	26.405
2008	24.447	4.230	28.677
2009	27.110	3.260	30.370
2010	46.919	4.675	51.594
2011	36.350	7.349	43.699
2012	36.330	7.957	44.288

Turkey Factoring Export Volume (Million USD)



	<u>Total Factoring Export</u>	<u>Two-Factor Export</u>
2005	2.352	1.382
2006	3.485	1.860
2007	3.935	1.913
2008	4.230	2.167
2009	3.260	1.528
2010	4.825	2.319
2011	7.349	3.157
2012	7.957	3.516