

FACTORING SECTOR SUMMARIZED DATA

December 2013

Number of Companies	76
International Factoring Companies *	17
Number of Branches *	333
Number of Employees *	4.855
Number of Customers *	87.624

**Source AFI Members Data*

(Million TRY)

Total Turnover	93,832
Domestic	77,728
International	16,104
Total Receivables	20,108
TRY	18,211
FX	1,897
Total Assets	21,801
Equity	4,013
Profit Before Tax	496

**Source 31.12.2013 BRSA Data*

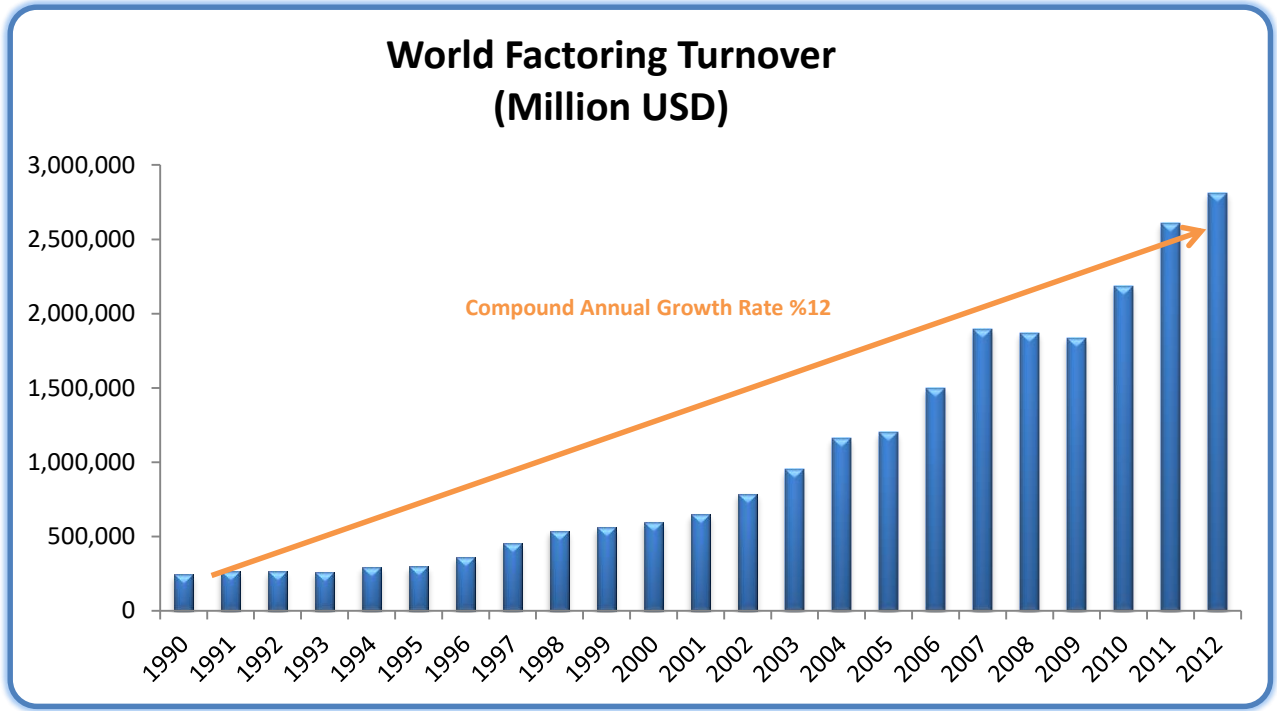


Chart Data (Million USD);

	Total Turnover
2002	787.250
2003	950.490
2004	1.160.444
2005	1.198.641
2006	1.496.118
2007	1.899.111
2008	1.868.397
2009	1.835.489
2010	2.186.408
2011	2.610.844
2012	2.811.346

Turkey Factoring Turnover (Million USD)

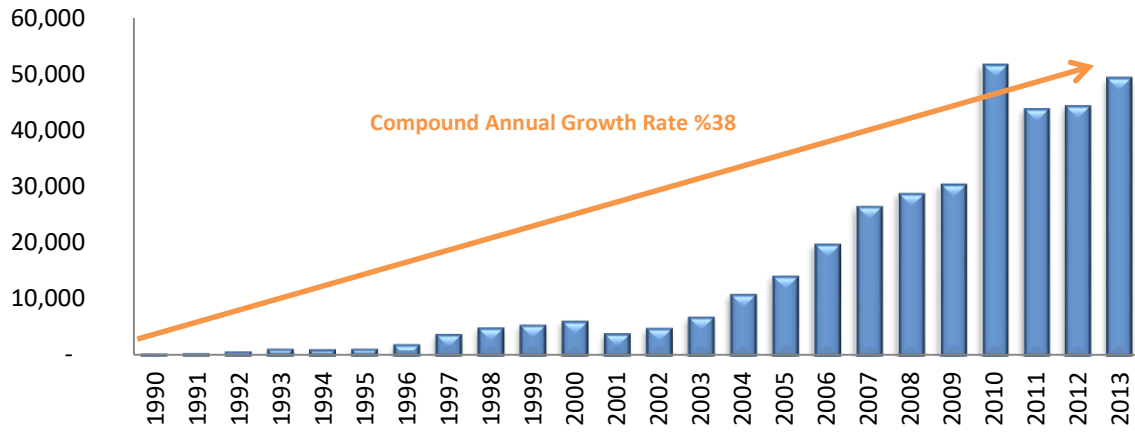
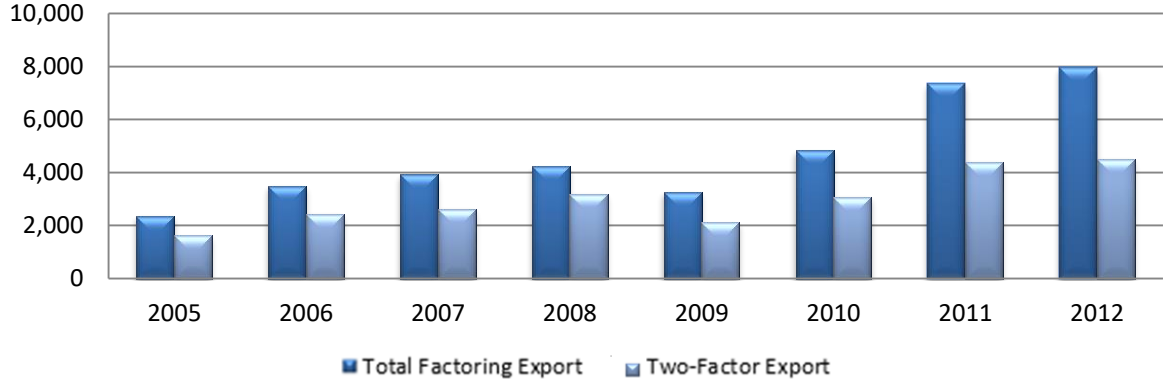


Chart Data (Million USD);

	<u>Domestic</u>	<u>International</u>	<u>Total</u>
2002	3.216	1.260	4.476
2003	5.250	1.413	6.663
2004	8.640	2.093	10.733
2005	11.607	2.352	13.959
2006	16.216	3.485	19.701
2007	22.470	3.935	26.405
2008	24.447	4.230	28.677
2009	27.110	3.260	30.370
2010	46.919	4.675	51.594
2011	36.350	7.349	43.699
2012	36.330	7.957	44.288
2013	40.839	8.461	49.300

Turkey Factoring Export Volume (Million USD)



	Total Factoring Export	Two-Factor Export
2005	2.352	1.635
2006	3.485	2.436
2007	3.935	2.621
2008	4.230	3.185
2009	3.260	2.122
2010	4.825	3.077
2011	7.349	4.393
2012	7.957	4.510