

FACTORING SECTOR SUMMARIZED DATA

September 2013

Number of Companies	77
Number of Members	69
International Factoring Companies *	17
Number of Branches *	298
Number of Employees *	4.383
Number of Customers *	78.207

**Source AFI Members Data*

(Million TRY)

Total Turnover	67,837
Domestic	56,667
International	11,170
Total Receivables	18,379
TRY	16,633
FX	1,746
Total Assets	19,893
Equity	4,024
Profit Before Tax	514

**Source 30.09.2013 BRSA Data*

World Factoring Turnover (Million USD)

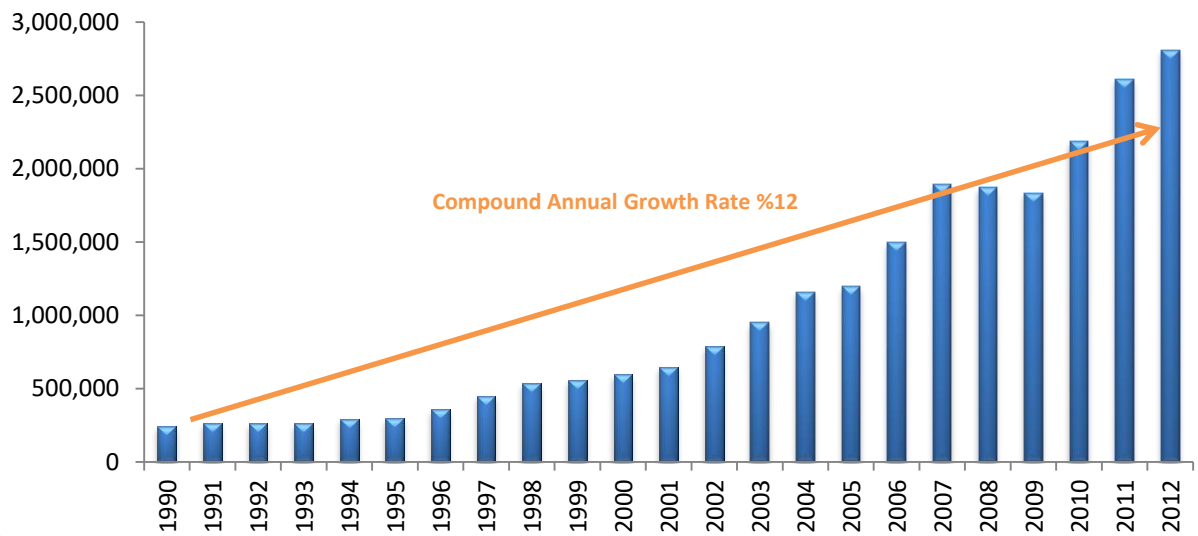


Chart Data (Million USD);

	<u>Total Turnover</u>
2002	787.250
2003	950.490
2004	1.160.444
2005	1.198.641
2006	1.496.118
2007	1.899.111
2008	1.868.397
2009	1.835.489
2010	2.186.408
2011	2.610.844
2012	2.811.346

Turkey Factoring Turnover (Million USD)

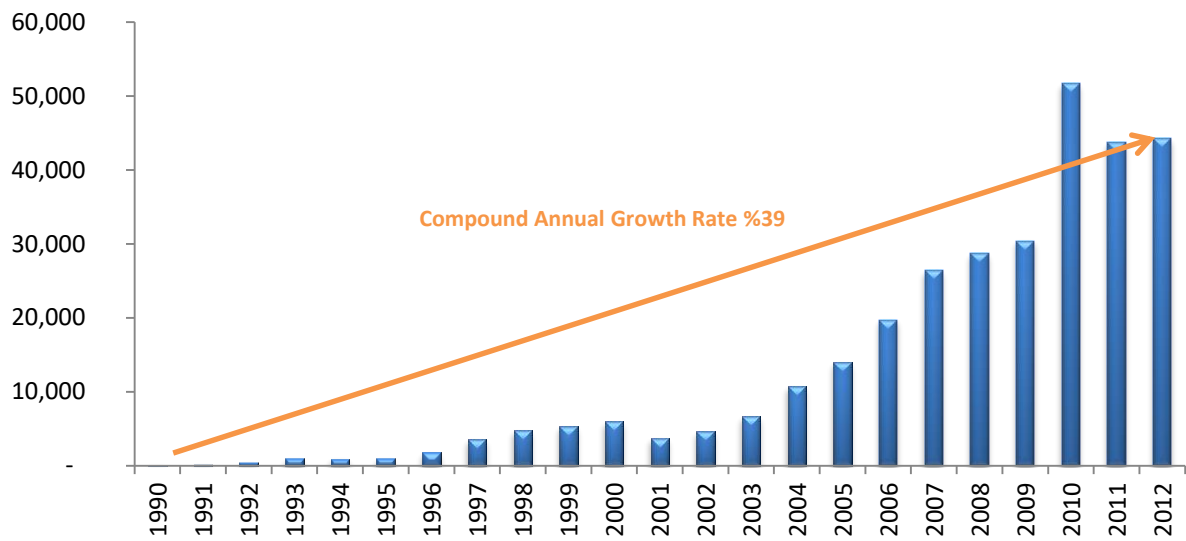
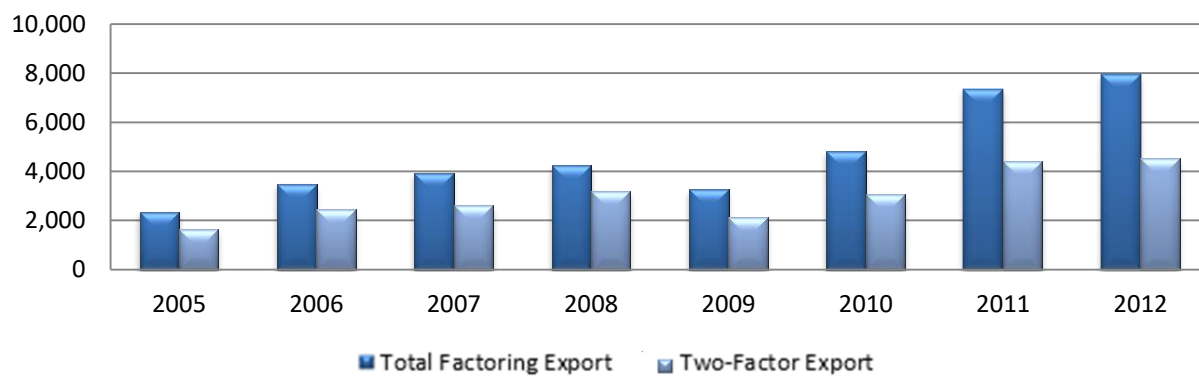


Chart Data (Million USD);

	<u>Domestic</u>	<u>International</u>	<u>Total</u>
2002	3.216	1.260	4.476
2003	5.250	1.413	6.663
2004	8.640	2.093	10.733
2005	11.607	2.352	13.959
2006	16.216	3.485	19.701
2007	22.470	3.935	26.405
2008	24.447	4.230	28.677
2009	27.110	3.260	30.370
2010	46.919	4.675	51.594
2011	36.350	7.349	43.699
2012	36.330	7.957	44.288

Turkey Factoring Export Volume (Million USD)



	<u>Total Factoring Export</u>	<u>Two-Factor Export</u>
2005	2.352	1.635
2006	3.485	2.436
2007	3.935	2.621
2008	4.230	3.185
2009	3.260	2.122
2010	4.825	3.077
2011	7.349	4.393
2012	7.957	4.510

FACTORING COMPANIES PROVIDING EXPORT FACTORING SERVICES

2012

- 1 TEB Faktoring INC.
- 2 Yapı Kredi Faktoring INC.
- 3 Fortis Faktoring INC.
- 4 ING Faktoring INC.
- 5 İş Faktoring INC.
- 6 Pamuk Faktoring INC.
- 7 Garanti Faktoring INC.
- 8 Fiba Faktoring INC.
- 9 Deniz Faktoring INC.
- 10 Strateji Faktoring INC.
- 11 Vakıf Finans Faktoring INC.
- 12 Demir Faktoring INC.
- 13 Finans Faktoring INC.
- 14 Ekspo Faktoring INC.
- 15 Tekstil Faktoring INC.
- 16 Girişim Faktoring INC.
- 17 Kapital Faktoring INC.