

FACTORING SECTOR SUMMARIZED DATA

June 2013

Number of Companies	77
Number of Members	69
International Factoring Companies *	17
Number of Branches *	273
Number of Employees *	4.284
Number of Customers *	76.157

**Source AFI Members Data*

(Million TRY)

Total Turnover	45,269
Domestic	38,017
International	7,252
Total Receivables	17,978
TRY	16,357
FX	1,622
Total Assets	19,617
Equity	4,004
Profit Before Tax	317

**Source 31.06.2013 BRSA Data*

World Factoring Turnover (Million USD)

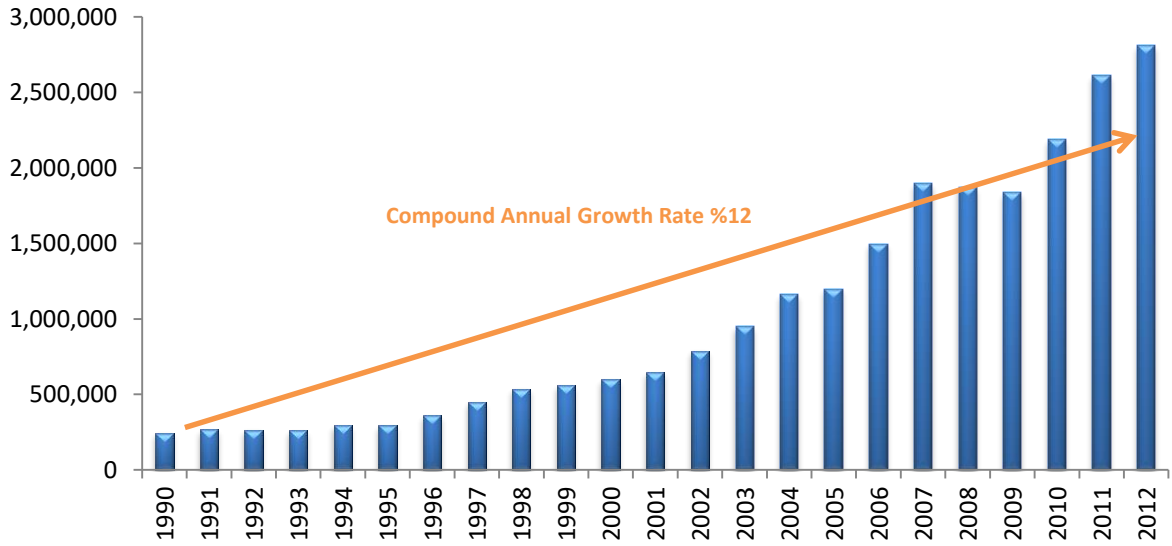


Chart Data (Million USD);

	<u>Total Turnover</u>
2002	787.250
2003	950.490
2004	1.160.444
2005	1.198.641
2006	1.496.118
2007	1.899.111
2008	1.868.397
2009	1.835.489
2010	2.186.408
2011	2.610.844
2012	2.811.346

Turkey Factoring Turnover (Million USD)

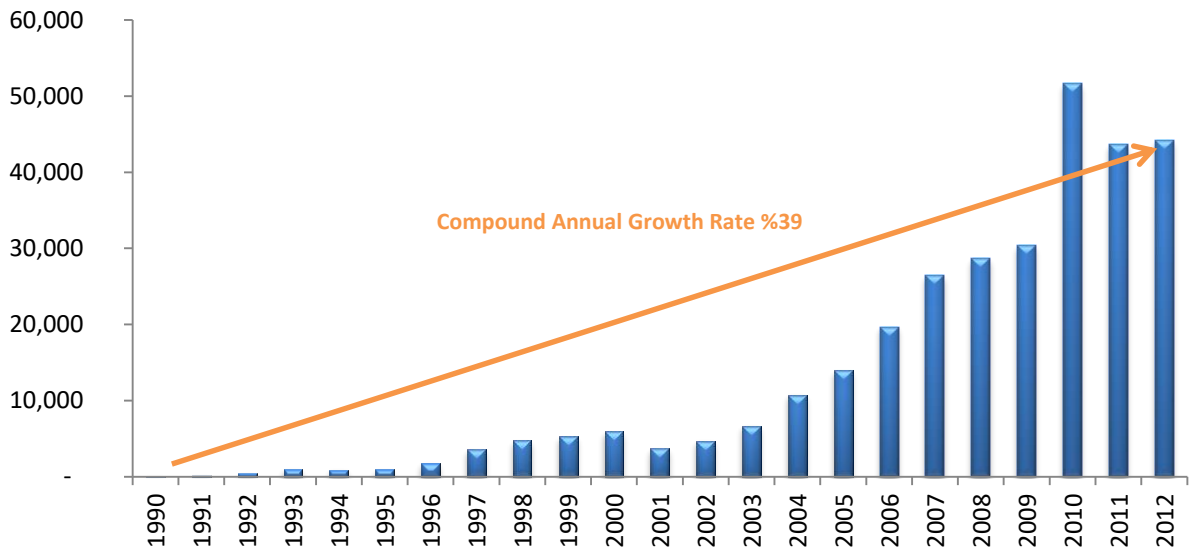
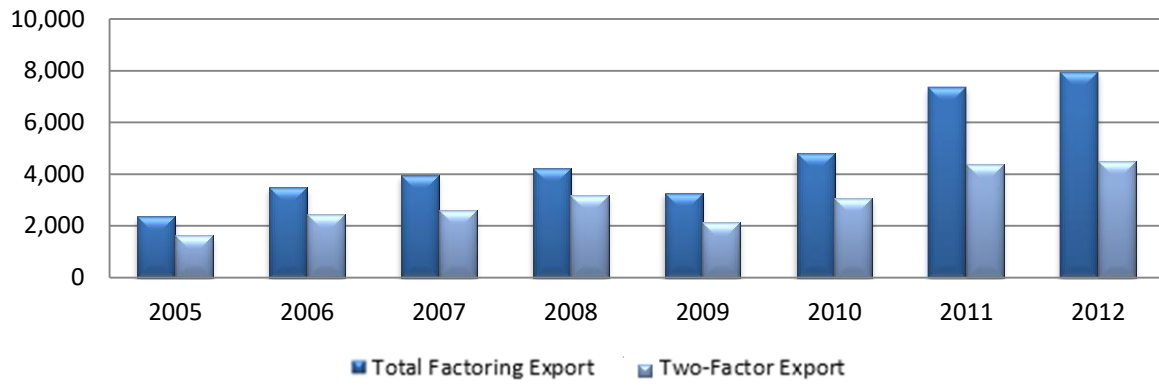


Chart Data (Million USD);

	<u>Domestic</u>	<u>International</u>	<u>Total</u>
2002	3.216	1.260	4.476
2003	5.250	1.413	6.663
2004	8.640	2.093	10.733
2005	11.607	2.352	13.959
2006	16.216	3.485	19.701
2007	22.470	3.935	26.405
2008	24.447	4.230	28.677
2009	27.110	3.260	30.370
2010	46.919	4.675	51.594
2011	36.350	7.349	43.699
2012	36.330	7.957	44.288

Turkey Factoring Export Volume (Million USD)



	Total Factoring Export	Two-Factor Export
2005	2.352	1.635
2006	3.485	2.436
2007	3.935	2.621
2008	4.230	3.185
2009	3.260	2.122
2010	4.825	3.077
2011	7.349	4.393
2012	7.957	4.510

FACTORING COMPANIES PROVIDING EXPORT AND IMPORT FACTORING SERVICES

2012

- 1 TEB Factoring INC.
- 2 Yapı Kredi Factoring INC.
- 3 Fortis Factoring INC.
- 4 ING Factoring INC.
- 5 İş Factoring INC.
- 6 Pamuk Factoring INC.
- 7 Garanti Factoring INC.
- 8 Fiba Factoring INC.
- 9 Deniz Factoring INC.
- 10 Strateji Factoring INC.
- 11 Vakıf Finans Factoring INC.
- 12 Demir Factoring INC.
- 13 Finans Factoring INC.
- 14 Ekspo Factoring INC.
- 15 Tekstil Factoring INC.
- 16 Girişim Factoring INC.
- 17 Kapital Factoring INC.