

FACTORING SECTOR SUMMARIZED DATA

December 2010

Number of Companies	76
Number of Members	65
International Factoring Companies *	19
Number of Branches *	203
Number of Employees *	3,557
Number of Customers *	57,094

(Million TRY)

Total Turnover	75,978
Domestic	69,111
International	6,777
Total Receivables	12,399
TRY	11,248
FX	1,151
Total Assets	14,531
Equity	2,970
Profit Before Tax	476

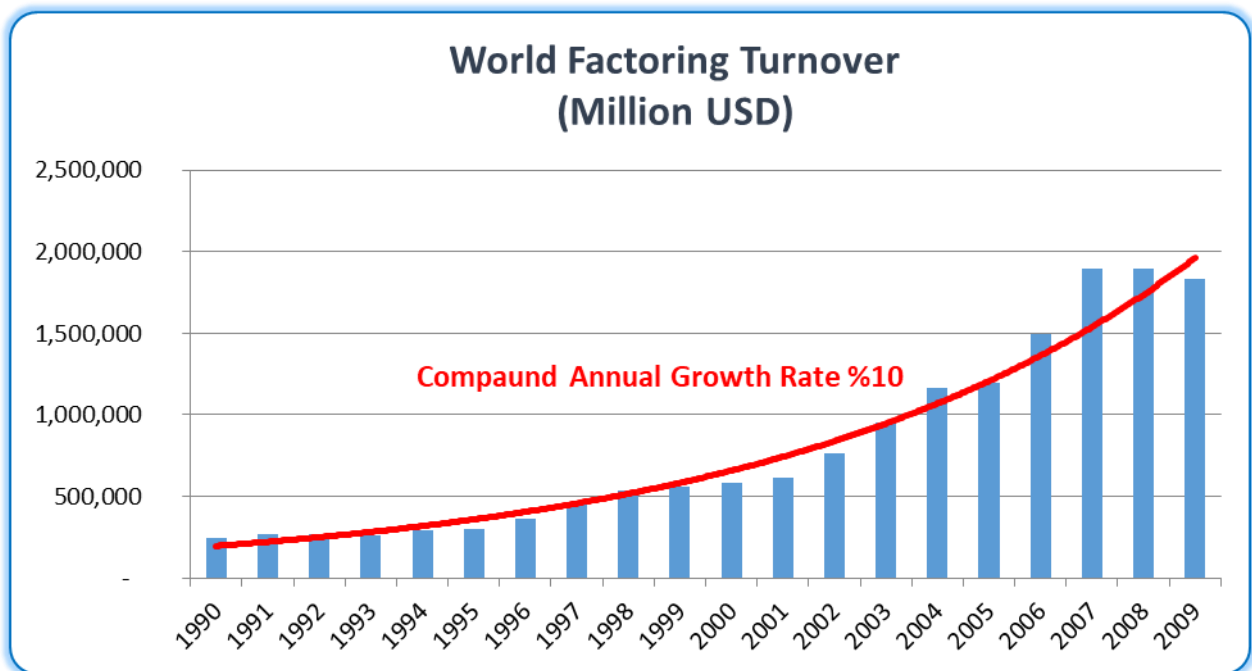
*Source 31.12.2010 BRSA Data

Penetration

2010

GDP/Turnover : %7,1

(Calculated using estimated GDP)



Turkey Factoring Turnover (Million USD)

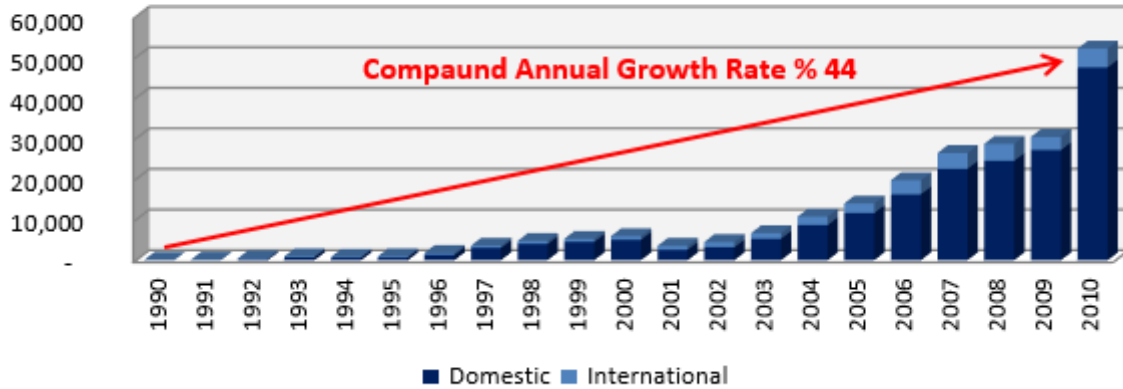
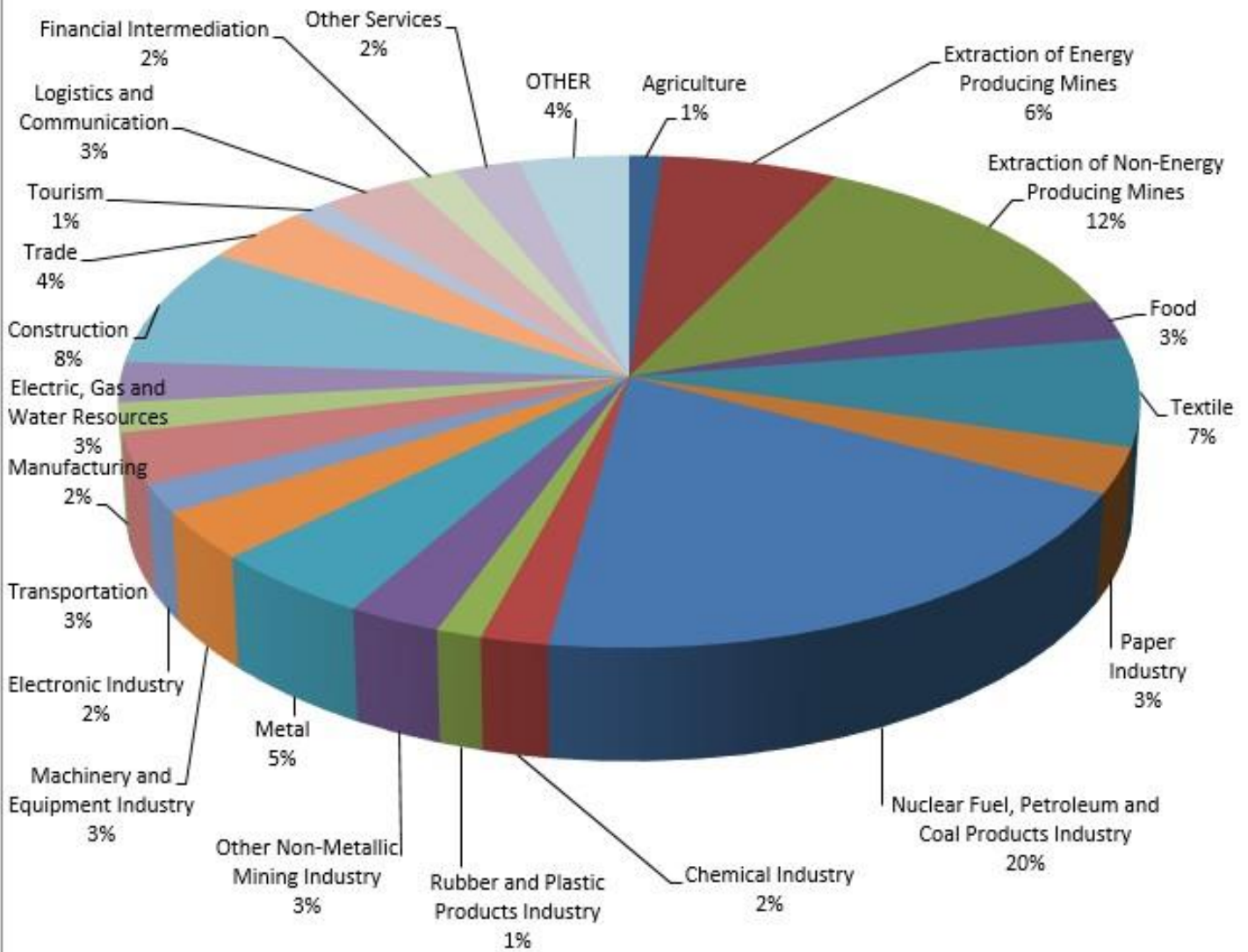


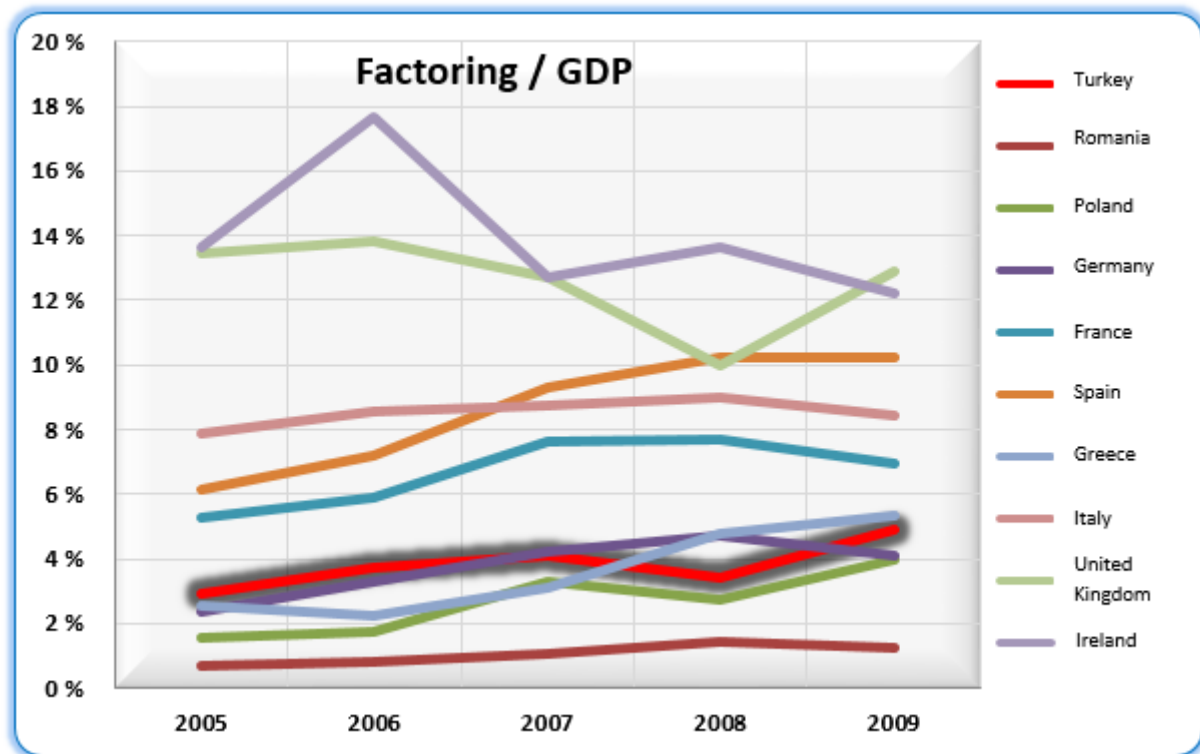
Chart Data (Million USD);

	<u>Domestic</u>	<u>International</u>	<u>Total</u>
2002	3.216	1.260	4.476
2003	5.250	1.413	6.663
2004	8.640	2.093	10.733
2005	11.607	2.352	13.959
2006	16.216	3.485	19.701
2007	22.470	3.935	26.405
2008	24.447	4.230	28.677
2009	27.110	3.260	30.370
2010	46.919	4.675	51.594

Sectoral Distribution of Turnover - 2010



Comparative Penetration Graph



Taxes and Fees Paid by Member Companies

	<u>2007</u>	<u>2008</u>	<u>2009</u>	<u>Total</u>
Corporate Tax	92.003.509	73.998.927	101.046.998	267.049.435
Withholding Tax	31.690.020	38.401.489	52.214.303	122.305.811
BITT	65.207.039	79.669.734	69.691.392	214.568.165
Fees	1.921.994	2.144.241	2.685.269	6.751.504
Total	190.822.563	194.214.391	225.637.962	610.674.916